

- Welcome
- ▷ Media Purpose
- ▷ Acquire Location
- ▷ HTTP Proxy
- ▷ Targeted Systems
- ▷ Target Directory
- ▷ Media Format
- ▷ Unattended Mode
- ▷ Confirm Choices
- ▷ Progress
- ▷ Finish

## Welcome to the Bootable Media Creator

Helps you to create bootable media for specified machine types and for selected tasks such as updating, diagnostics and deployment. You can create the media to use either a graphical user interface or text-based interface for performing the tasks. The descriptive name you enter here will be displayed on the screen when you start your bootable media, which can be useful to distinguish bootable media images that you create.

Descriptive name:

Bootable Media - Mon Sep 03 15:27:07 2012

- ☐ Load in a previously saved configuration
- ☐ Check for the latest version of this tool

[Important notice regarding Requisite Drivers](#)

*Version 3.00.20*

*© International Business Machines Corp.*

*2011 - All Rights Reserved*



✓ Welcome

▶ Media Purpose

▶ Acquire Location

▶ HTTP Proxy

▶ Targeted Systems

▶ Target Directory

▶ Media Format

▶ Unattended Mode

▶ Confirm Choices

▶ Progress

▶ Finish

## Media Purpose

Specify what you would like your bootable media to do. Based on what you select here, you will later be prompted for the appropriate information.

### ☒ Updates

Will help you update the firmware on the machine types you choose. Note that this does not support IBM IntelliStation Pro, and it includes firmware updating only, and the drivers will need to be updated separately. The updating will be performed by the UpdateXpress System Pack Installer (UXSPI).

### ☐ Diagnostics

Bundles the dynamic system analysis (DSA) tool on the bootable media.

### ☐ Deployment

#### IBM ServerGuide Setup and Installation CD

This will allow you to deploy Windows operating systems with Updates on the machine types you choose. The updating will be performed by the UpdateXpress System Pack Installer (UXSPI).

### ☒ Enable Task AutoRun

Allows a task to automatically begin when your bootable media is run on the target machine. Choose which task to use.

☒ Updates

☐ Diagnostics

### ☐ Create media to use a text-based (non-graphical) user interface

You will select your tasks (updates) on the target machine using a command-line type of interface as opposed to a graphical interface. This option would be useful for target environments that do not support graphical interfaces.

- ✓ Welcome
- ✓ Media Purpose
- ▶ **Acquire Location**
- ▶ HTTP Proxy
- ▶ Targeted Systems
- ▶ Target Directory
- ▶ Media Format
- ▶ Unattended Mode
- ▶ Confirm Choices
- ▶ Progress
- ▶ Finish

## Acquire Location

You can choose to acquire updates, tools and bootable image from IBM web site or from local directory.

- ☒ **Check the IBM web site** - Downloads the appropriate updates automatically from the IBM site.
  - ☒ **UpdateXpress System Packs (UXSP's)** - UpdateXpress System Packs contain an integration-tested bundle of online, updateable firmware updates for each System x and BladeCenter server. This is the preferred method to obtain firmware for the server.
  - ☐ **Latest available individual updates** - Check the IBM web site for the latest individual version of each firmware package. This is the preferred method when you wish to install the latest updates or when IBM support instructs you to install the latest updates. This option may download newer updates and hotfixes, if available, than the UXSP option above.
- ☐ **Look in a local directory** - Specify a directory on the local file system containing specific individual files to include in the bootable media. The directory should have been populated with the required files either in a previous session of this tool, or manually. See [here](#) for specific requirements on manually obtaining required files.

- ✓ Welcome
- ✓ Media Purpose
- ✓ Acquire Location
- ▶ **HTTP Proxy**
- ▷ Targeted Systems
- ▷ Target Directory
- ▷ Media Format
- ▷ Unattended Mode
- ▷ Confirm Choices
- ▷ Progress
- ▷ Finish

## HTTP Proxy

If you require an HTTP Proxy to connect to the Internet, enter that information here. An Internet connection is needed in order to download the appropriate updates from the IBM web site.

☐ Do not use proxy

☒ Use proxy

Host Name:  Port:

☒ Authenticate using the following credentials

User Name:

Password:



Internet connection test completed successfully.



- ✓ Welcome
- ✓ Media Purpose
- ✓ Acquire Location
- ✓ HTTP Proxy
- ▶ **Targeted Systems**
- ▷ Target Directory
- ▷ Media Format
- ▷ Unattended Mode
- ▷ Confirm Choices
- ▷ Progress
- ▷ Finish

## Targeted Systems

Specify what systems this bootable media should support.

Please select servers:

<input type="checkbox"/>	iDataplex ds360 M4	7919	✓
<input type="checkbox"/>	System x3550 M3	7944	✓
<input type="checkbox"/>	System x3650 M3	7945	✓
<input type="checkbox"/>	System x3550 M2	7946	✓
<input checked="" type="checkbox"/>	System x3650 M2	7947	✓
<input type="checkbox"/>	Smart Analytics System	7949	✓
<input type="checkbox"/>	BladeCenter LS21/LS41	7971	✓
<input type="checkbox"/>	BladeCenter LS21/LS41	7972	✓

Select All

Unselect All

Add...

Remove

Update List

Roll Back

- ✓ Welcome
- ✓ Media Purpose
- ✓ Acquire Location
- ✓ HTTP Proxy
- ✓ Targeted Systems
- ✓ Target Directory
- ▶ **Media Format**
- ▶ Unattended Mode
- ▶ Confirm Choices
- ▶ Progress
- ▶ Finish

## Media Format

Select the options for the type of media that you wish to create. For CD and DVD devices, the image file format will be ISO.

Device type:

CD/DVD ▼

- ☐ Write directly to device
- ☒ Write to image file

C:\3650\bootable.iso

Browse

# IBM ToolsCenter Bootable Media

- ✓ Welcome
- ✓ Media Purpose
- ✓ Acquire Location
- ✓ HTTP Proxy
- ✓ Targeted Systems
- ✓ Target Directory
- ✓ Media Format
- ✓ Unattended Mode
- ✓ Confirm Choices
- ▶ **Progress**
- ▷ Finish

## Creation Progress

Your bootable media is being created.



Connecting...

Cancel

- ☐ (type 7947) - Updates -
- ☐ (type Requisite Package) - Updates -
- ☐ (type Tool) - UXSPI -
- ☐ (type Tool) - Update Package -
- ☐ (type Tool) - Bootable Environment -

## Update Comparison

Update Options

Update Execution

Finish

## Update Recommendation

The information below shows which components need updating.



35 seconds remaining to navigate to execution page...

[click here to stop->](#)

	Name	Severity	New Version	Installed Version	Reboot	Updated ID	Requisi
<input type="checkbox"/>	Machine-Type="7947"						
<input checked="" type="checkbox"/>	Integrated Management Module	Non-Critical	1.33 (YU00E3C)	1.07 (YU0048D)	Not Required	ibm_fw_imm_yu00e3c-1.07	None
<input checked="" type="checkbox"/>	IBM UEFI Flash Update	Suggested	1.15 (D6E157A)	1.05 (D6E131C)	Reboot Required	ibm_fw_uefi_d6e157a-1.05	ibm_fw_in
<input checked="" type="checkbox"/>	IBM Dynamic System Analysis	Suggested	9.21 (DSYTA1N)	2.35 (DSYT28A)	Reboot Required	ibm_fw_dsa_dsyta1n-9.21	None
<input checked="" type="checkbox"/>	IBM Online SAS/SATA Hard Disks	Critical			Not Required	ibm_fw_hdd_sas-1.11	None
	ST9300603SS (Disk Slot 8, T		B53C	B535			
	ST9300603SS (Disk Slot 9, T		B53C	B535			
	ST9300603SS (Disk Slot 10,		B53C	B535			
	ST9300603SS (Disk Slot 11,		B53C	B535			
	ST9300603SS (Disk Slot 4, T		B53C	B536			
	ST9300603SS (Disk Slot 5, T		B53C	B536			
	ST9300603SS (Disk Slot 6, T		B53C	B536			
	ST9300603SS (Disk Slot 7, T		B53C	B536			
	ST9300603SS (Disk Slot 8, T		B53C	B536			
	ST9300603SS (Disk Slot 1,		B53C	B536			

Cancel

Next



## IBM UpdateXpress System Pack Installer

## Update Recommendation

The information below shows which components need updating.



17 seconds remaining to navigate to execution page...

[click here to stop](#) →

Name	Severity	New Version	Installed Version	Reboot	Updated ID	Required
Machine-Type="7947"						
<input type="checkbox"/> b9x1 (#1)		6.2.0	5.0.6			
<input type="checkbox"/> b9x1 (#2)		6.2.0	5.0.6			
<input type="checkbox"/> Brocade 10G CNA BootCode Upd	Suggested	3.0.0.0-d (BUIL	Undetected	Reboot	Require brcd_fw_cna_3.0.0.0-c	None
<input type="checkbox"/> Emulex HBA (LPe1100x) Firmw	Suggested	2.82x6-5.12a5 (	Undetected	Reboot	Require elx_fw_fc_2.82x6-5.12	None
<input type="checkbox"/> Emulex HBA (LPe1205/LPe1200)	Suggested	2.01a3 (BUILDNM	Undetected	Reboot	Require elx_fw_fc_4.0-2.01a3_	None
<input type="checkbox"/> Firmware Update for ServeRAI	Critical	1.03	Undetected	Reboot	Require ibm_fw_pmcraid_1.03_1	None
<input type="checkbox"/> IBM 3Gb SAS HBA v2 BIOS and	Critical	2.74	Undetected	Reboot	Require ibm_fw_mptsas_3g-sast	None
<input type="checkbox"/> IBM HBA 6Gb Controllers BIO	Suggested	1.10.03	Undetected	Reboot	Require ibm_fw_mpt2sas_1.10.0	None
<input type="checkbox"/> IBM ServeRAID BR10i SAS Con	Critical	2.74	Undetected	Reboot	Require ibm_fw_sraidbr_10i-2.	None
<input type="checkbox"/> QLogic 10 Gb Converged Netw	Suggested	qlc8142-1.01.94	Undetected	Reboot	Require qlgc_fw_cna_qlc8142-1	None
<input type="checkbox"/> QLogic FC 4Gb Multiboot Upd	Suggested	4g-mb1.90-3-sys	Undetected	Reboot	Require qlgc_fw_fc_4g-mb1.90-	None
<input type="checkbox"/> Qlogic Update for 8G FC - M	Suggested	8g-mb2.32-4 (BU	Undetected	Reboot	Require qlgc_fw_fc_8g-mb2.32-	None
<input type="checkbox"/> ServeRAID M1000 Series SAS/	Suggested	20.10.1-0101	Undetected	Reboot	Require ibm_fw_sraidmr_m1000-	None
<input type="checkbox"/> ServeRAID M5000 Series SAS/	Suggested	12.12.0-0111	Undetected	Reboot	Require ibm_fw_sraidmr_m5000-	None

Cancel

Next



# Update Recommendation

The information below shows which components need updating.



0 seconds remaining to navigate to execution page...

[click here to stop](#) →

	Name	Severity	New Version	Installed Version	Reboot	Updated ID	Requisi
<input type="checkbox"/>	Machine-Type="7947"						
<input checked="" type="checkbox"/>	Integrated Management Module	Non-Critical	1.33 (YU00E3C)	1.07 (YU0048D)	Not Required	ibm_fw_imm_yu00e3c-1.None	
<input checked="" type="checkbox"/>	IBM uEFI Flash Update	Suggested	1.15 (D6E157A)	1.05 (D6E131C)	Reboot Required	ibm_fw_uefi_d6e157a-1.ibm_fw_im	



Warning, the installed IMM version is below 1.10. The IMM may fail the flash sequence. You may be required to repeat the update procedure for the IMM to achieve the desired version. You may also exit and consult the readme for further details. Are you sure you want to continue to update?

Cancel

OK



ST9300603SS (Disk Slot 4, T	B53C	B536
ST9300603SS (Disk Slot 5, T	B53C	B536
ST9300603SS (Disk Slot 6, T	B53C	B536
ST9300603SS (Disk Slot 7, T	B53C	B536
ST9300603SS (Disk Slot 8, T	B53C	B536
ST9300603SS (Disk Slot 1, T	B53C	B536

Next



## IBM UpdateXpress System Pack Installer

Active Machine Type: 7947


 Update Comparison Update Execution


Finish

Running updates. . .



updating 1 of 5



Name	New Version	Reboot	Status
Machine-Type="7947"			
Integrated Management Module Update	1.33	Not Required	 Running
IBM uEFI Flash Update	1.15	Required	<input type="checkbox"/> Not Started
IBM Dynamic System Analysis (DSA) 9.21 - Preboot Embedded	9.21	Required	<input type="checkbox"/> Not Started
IBM Online SAS/SATA Hard Disk Drive Update Program	1.11	Not Required	<input type="checkbox"/> Not Started
Online Broadcom NetXtreme and NetXtreme II Firmware Utiliti	2.1.8d	Required	<input type="checkbox"/> Not Started

Cancel

Previous

Next



# Running updates. . .



Error(s) occur while installing!  
 Error message: One or more updates did not install during deployment. See UXSPI\_tc-08-31-12-10-27-49\_7947\_99E6985\_20120831102907.973805+000.log file in IBM\_Support directory for details.

Name	New Version	Reboot	Status
Machine-Type="7947"			
Integrated Management Module Update	1.33	Not Required	✓ Successfully Installed
IBM uEFI Flash Update	1.15	Required	✓ Successfully Installed
IBM Dynamic System Analysis (DSA) 9.21 - Preboot Embedded	9.21	Required	✓ Successfully Installed
IBM Online SAS/SATA Hard Disk Drive Update Program	1.11	Not Required	✓ Successfully Installed
Online Broadcom NetXtreme and NetXtreme II Firmware Utilit 2.1.8d		Required	✗ Install did not succeed



..  
(2 of 5) Running IBM uEFI Flash Update..... done

.....  
(3 of 5) Running IBM Dynamic System Analysis (DSA) 9.21 - Preboot Embedded..... done

.....  
(4 of 5) Running IBM Online SAS/SATA Hard Disk Drive Update Program..... done

Failed to copy (No File): bcm\_fw\_nic\_2.1.8d\_linux\_32-64.bin

(5 of 5) Running Online Broadcom NetXtreme and NetXtreme II Firmware Utility for Linux

No payload present for update Online Broadcom NetXtreme and NetXtreme II Firmware Utility for Linux

There were problems running some updates. See /var/log/IBM\_Support/UXSPI\_tc-08-31-12-10-27-49\_7947\_99E6985\_20120831102907.973805+000.log for details.

Finished applying selected updates

(1) Integrated Management Module Update

Name: Integrated Management Module Update

New Version: 1.33 (YU00E3C)

Reboot: Not Required

Requisites:

Status: Successfully Installed

(2) IBM uEFI Flash Update

Name: IBM uEFI Flash Update

New Version: 1.15 (D6E157A)

Reboot: Reboot Required to take effect

Requisites: ibm\_fw\_inm\_yu00e3c-1.33\_linux\_32-64

Status: Successfully Installed

(3) IBM Dynamic System Analysis (DSA) 9.21 - Preboot Embedded

Name: IBM Dynamic System Analysis (DSA) 9.21 - Preboot Embedded

New Version: 9.21 (DSYTA1N)

Reboot: Reboot Required to take effect

Requisites:

Status: Successfully Installed

(4) IBM Online SAS/SATA Hard Disk Drive Update Program

Name: IBM Online SAS/SATA Hard Disk Drive Update Program

New Version: 1.11

Reboot: Not Required

Requisites:

Status: Successfully Installed

(5) Online Broadcom NetXtreme and NetXtreme II Firmware Utility for Linux

Name: Online Broadcom NetXtreme and NetXtreme II Firmware Utility for Linux

New Version: 2.1.8d

Reboot: Reboot Required to take effect

Requisites:

Status: \*\*\*Install did not succeed\*\*\*

One or more updates did not install during deployment. See UXSPI\_tc-08-31-12-10-27-49\_7947\_99E6985\_20120831102907.973805+000.log file in IBM\_Support directory for details.